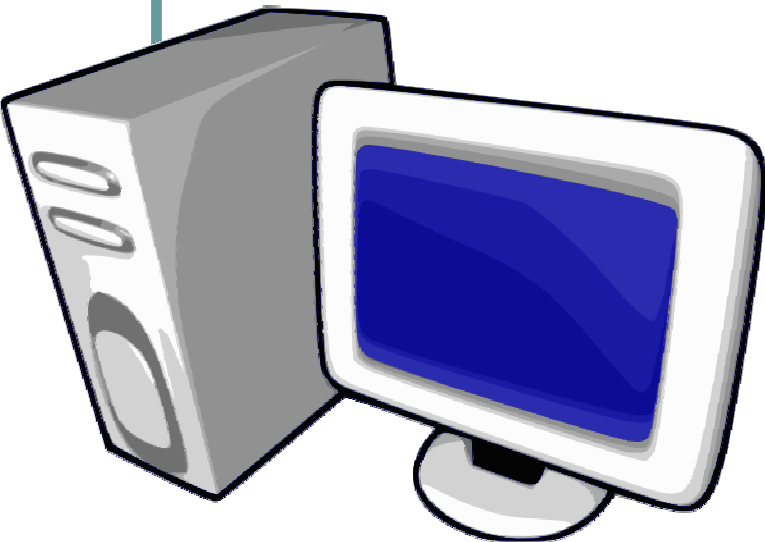


Internet Safety



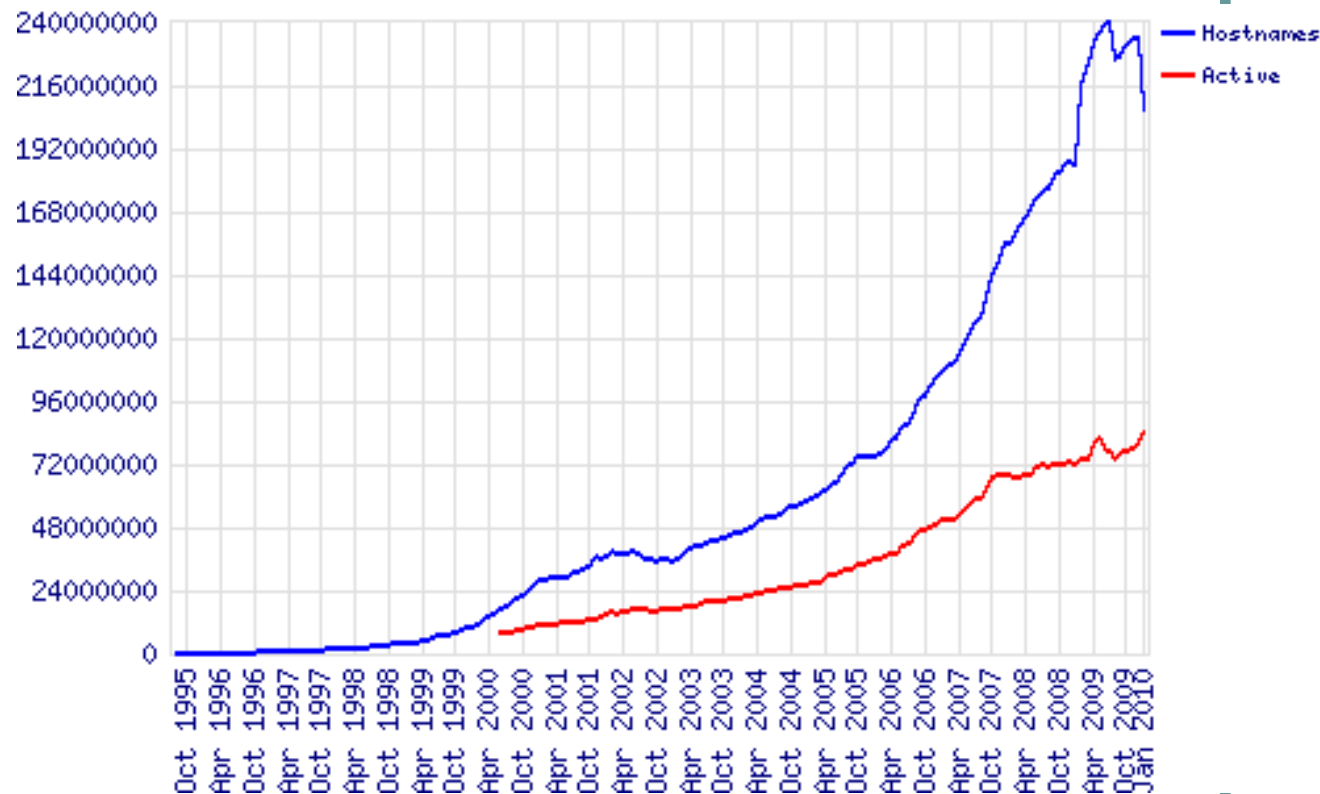
How To Keep Your Children Safe
As They Use The Web



The World Wide Web – The Only Constant is Change

Created in 1989

December 2009 - 206,741,990
December 2001 - 36,276,252
December 2000 - 25,675,581
December 1999 - 9,560,866
December 1998 - 3,689,227
December 1997 - 1,681,868
December 1996 - 603,367
August 1995 - 18,957



http://news.netcraft.com/archives/web_server_survey.html

The World Wide Web Age is Relative

- If the World Wide Web were a person, it would be in its second year of college.
- If Google were a person, it would be in the 6th grade.
- If Facebook were a person, it would be in Kindergarten.
- In the year 1992, when Bill Clinton was running for President, there were 50 websites on the planet Earth and the founder of Google had just graduated High School.
- Today there are over 200 million active websites with over 25 billion pages. The founder of Google is the 11th richest person in the world and the founder of Facebook is about to celebrate his 26th birthday.
- In June of 2006, the verb to google – meaning to search the web - was officially added to the Oxford Dictionary.

The World Wide Web Offers So Much!



Every picture the Hubble Space Telescope has ever taken

WIKIPEDIA

English
The Free Encyclopedia
2 100 000+ articles

日本語
フリー百科事典
640 000+ 記事

Deutsch
Die freie Enzyklopädie
1 338 000+ Artikel

Español
La enciclopedia libre
550 000+ artículos

Français
L'encyclopédie libre
690 000+ articles

Polski
Wolna encyklopedia
600 000+ haseł

Italiano
L'enciclopedia libera
547 000+ voci

Русский
Свободная энциклопедия
480 000+ статей

Português
A enciclopédia livre
538 000+ artigos

Nederlands
De vrije encyclopedie
601 000+ artikelen

search • suchen • rechercher • szukaj • ricerca • 検索 • zoeken • buscar • busca • поиск • сѣк • 搜索 • sèk • haku • cerca • noyax • keresés • hledání • ara • căutare • 찾기 • serçu • suk • ىق • cari • tŕadaf • tìm kiếm • rēparara • արոն

English

9.25 million Wikipedia articles in approximately 250 languages



The Dark Side of the World Wide Web

One in five U.S. teenagers who regularly log on to the Internet say they have **received an unwanted sexual solicitation** via the Web. Solicitations were defined as requests to engage in sexual activities or sexual talk, or to give personal sexual information.

- Crimes Against Children Research Center

25% of children have been exposed to unwanted **pornographic material** online.

- Crimes Against Children Research Center

Only 1/3 of households with Internet access are **actively protecting their children** with filtering or blocking software.

- Center for Missing and Exploited Children

75% of children are **willing to share personal information** online about themselves and their family in exchange for goods and services.

- eMarketer



The Dark Side of the World Wide Web

Only approximately 25% of children who encountered a sexual approach or solicitation **told a parent** or adult.

- Crimes Against Children Research Center

One in 33 youth received an **aggressive sexual solicitation** in the past year.

This means a predator asked a young person to meet somewhere, called a young person on the phone, and/or sent the young person correspondence, money, or gifts through the U.S. Postal Service.

- Your Internet Safety Survey

77% of the targets for online predators were age 14 or older. **Another 22%** were users ages 10 to 13.

- Crimes Against Children Research Center

Generational Differences in Online Activities

	Online Teens [^] (12-17)	Gen Y (18-32)	Gen X (33-44)	Younger Boomers (45-54)	Older Boomers (55-64)
--	--------------------------------------	------------------	------------------	----------------------------	--------------------------

Go online	93%	87%	82%	79%	
------------------	------------	------------	------------	------------	--

Teens and Gen Y are more likely to engage in the following activities compared to older generations

Play games online	78	50	38	26	
Watch videos online	57	72	57	49	
Get info about a job	30~	64	55	43	
Send instant messages	68	59	38	28	
Use social networking sites	65	67	36	20	
Download music	59	58	46	22	
Create an SNS profile	55	60	29	16	
Read blogs	49	43	34	27	
Create a blog	28	20	10	6	
Visit a virtual world	10	2	3	1	

Activities where Gen X users or older generations dominate:

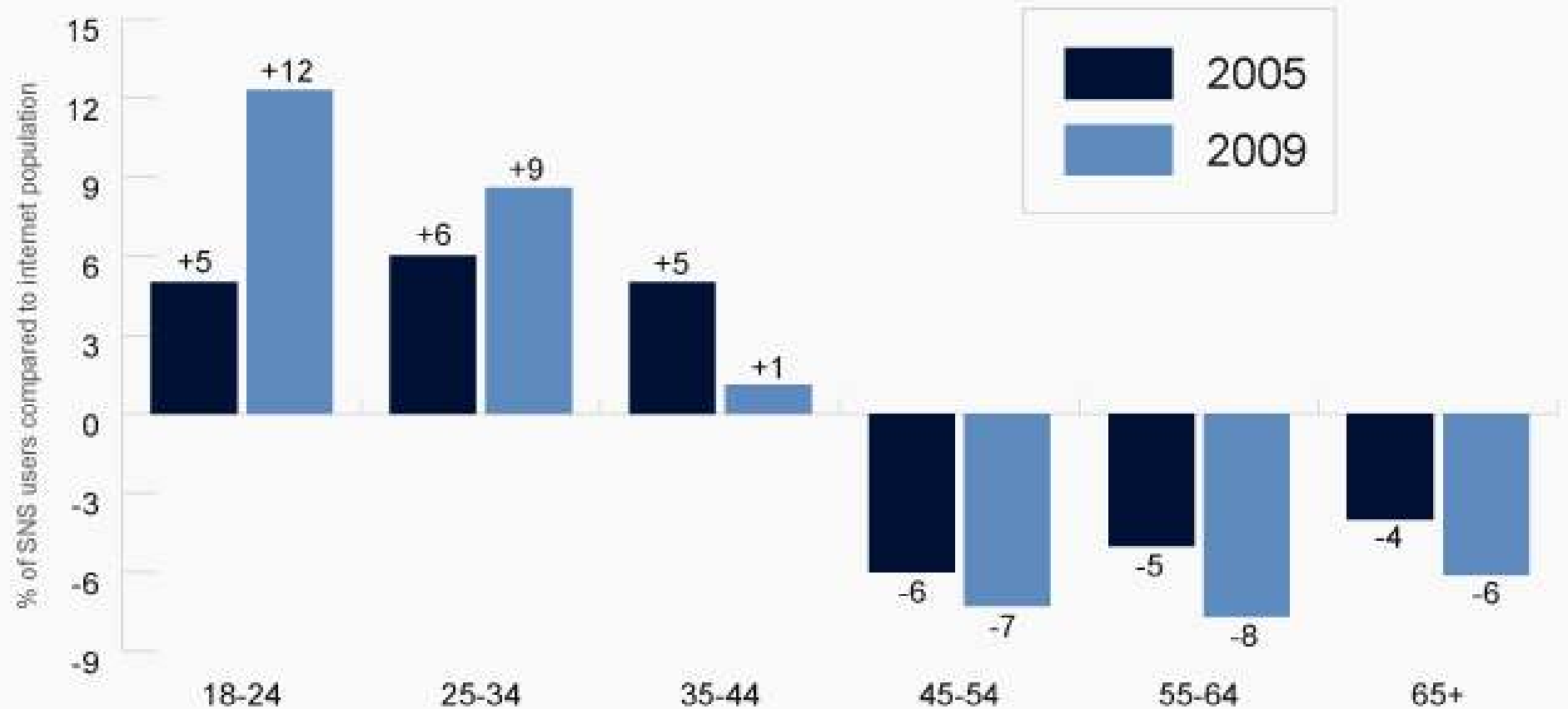
Get health info	28	68	82	74	
Buy something online	38	71	80	68	
Bank online	*	57	65	53	
Visit govt sites	*	55	64	62	
Get religious info	26~	31	38	42	

And for some activities, the youngest and oldest cohorts may differ, but they are similar to the middle generations

Use email	73	94	93	90	
Use search engines	*	90	93	90	

SNS users younger than overall internet population

The proportion of age groups in the SNS population compared to its representation in the overall internet population for 2005 and 2009. For instance, in 2009, 18-24 year olds made up 28% of the social networking population but only 16% of the internet using population, a difference of 12%.



Source: Pew Internet & American Life Project surveys. For more information, see www.pewinternet.org

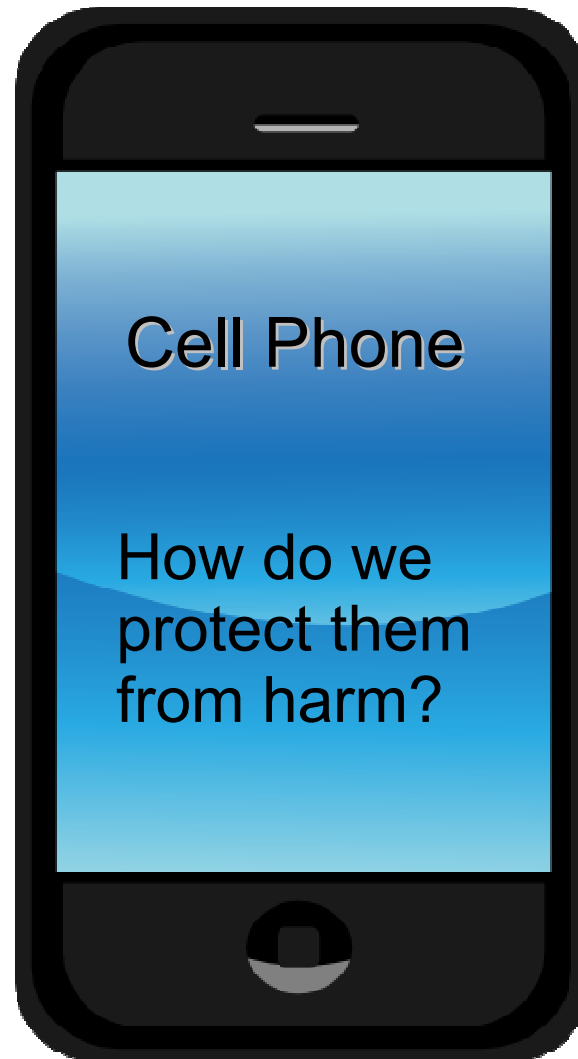
According to the Pew Research Center, 77% of experts in the field believe that by 2020, most internet users will access information on the internet mainly via a



Source: <http://www.pewinternet.org/Infographics/The-Future-of-the-Internet-III.aspx>

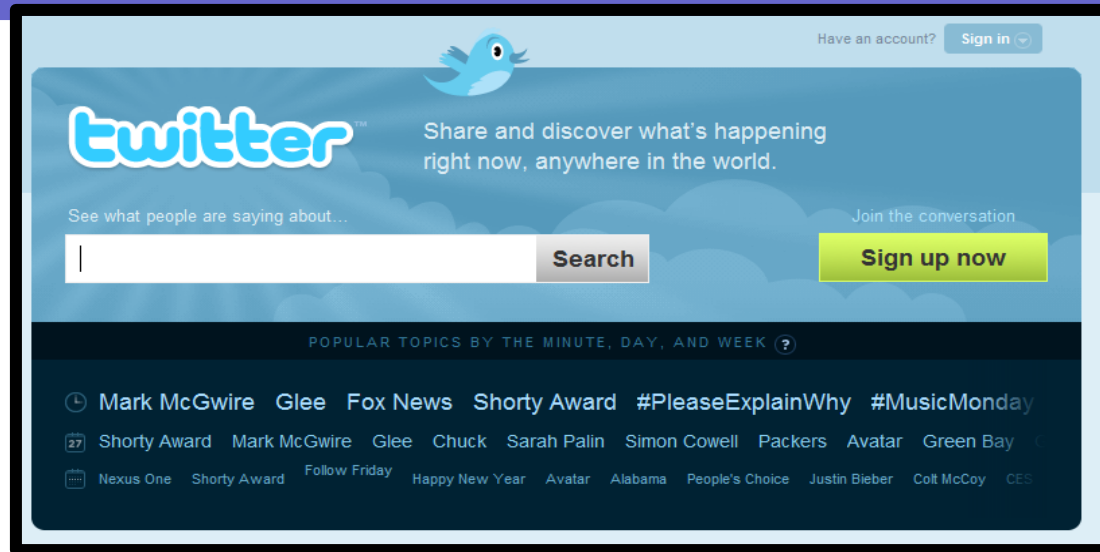
According to the Pew Research Center, 77% of experts in the field believe that by 2020, most internet users will access information via a

In 2020, our 4th and 5th graders will be in their second year of university.

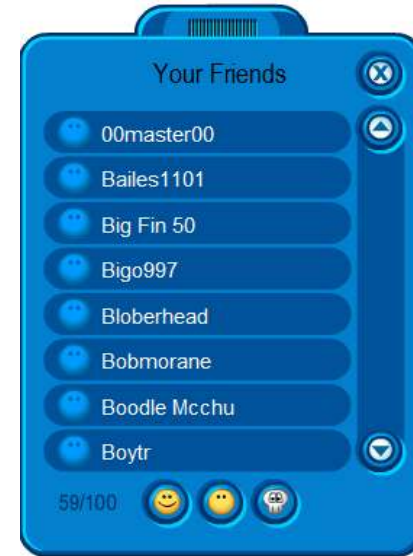


How do we help them navigate this new reality?

Social Networking Sites



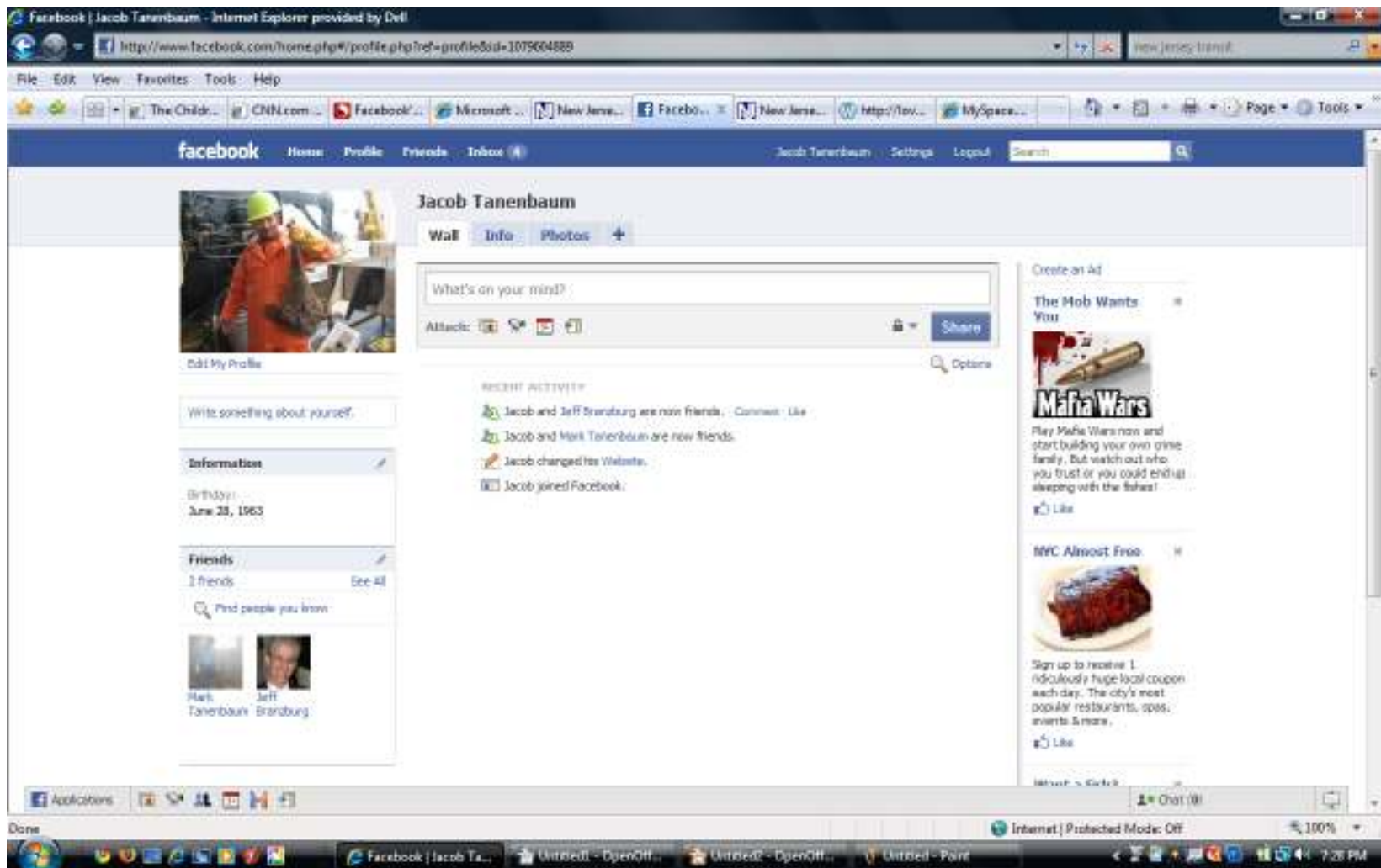
Social Networking On Sites Used By Young Children



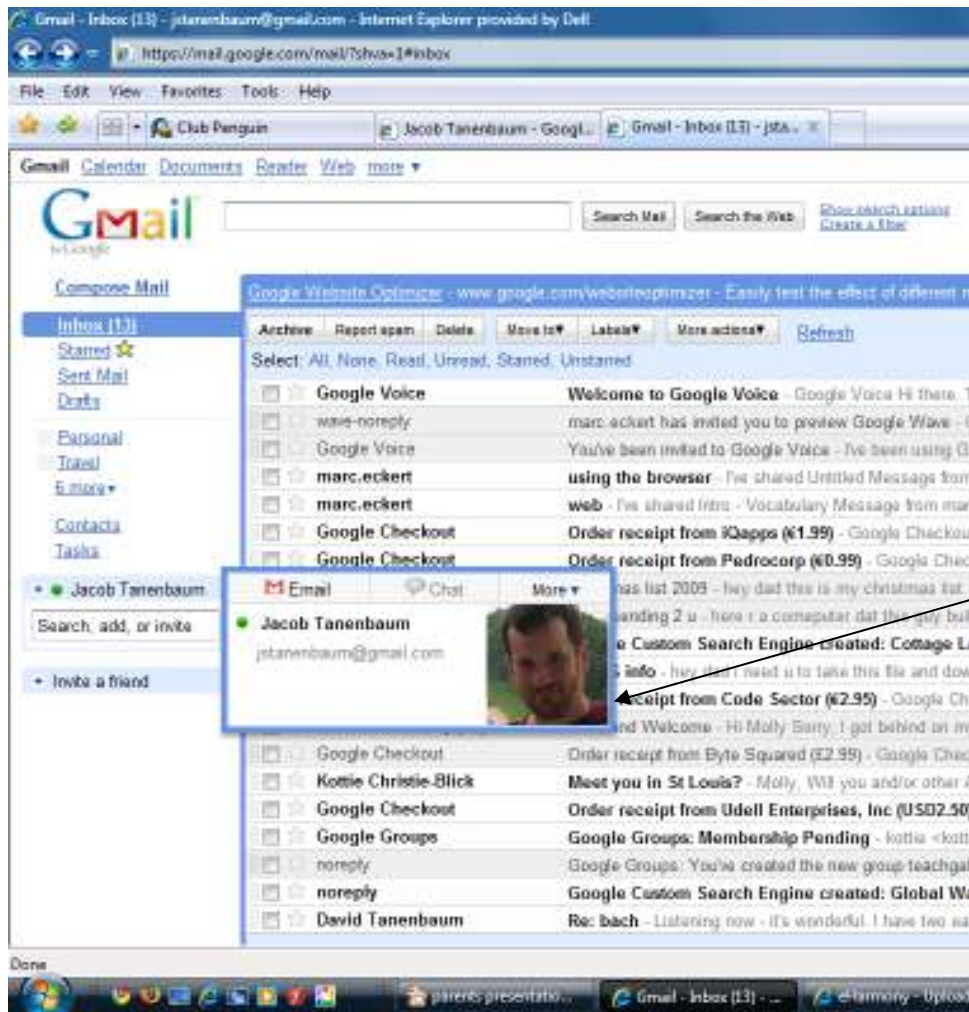
How Does Social Networking Work?

The screenshot shows the Facebook homepage in Internet Explorer. The browser's address bar displays the URL `http://www.facebook.com/home.php?` and the user's name, `jacob tanenbaum`. The Facebook navigation bar includes links for Home, Profile, Friends, and Inbox (with a notification of 2 items). The main content area features a 'News Feed' with several posts. The first post is from Jeff Branzburg, mentioning his son and daughter-in-law Paul and Melissa Branzburg. A second post from Paul Branzburg responds to the first. A third post from Jeff Branzburg announces he has become a fan of Hawaii Technology Academy. A fourth post from Simon Tanenbaum includes a video thumbnail. On the right side, there are sections for 'Requests' (6 friend requests, 1 group invitation), 'Suggestions' (Bill Francis, Victor LaBozzetta), 'Sponsored' (McAfee and Facebook), and 'Connect With Friends'. A notification banner at the top left prompts the user to upgrade their browser from Internet Explorer to Firefox, Safari, or Google Chrome. The Windows taskbar at the bottom shows the system tray with the time 9:00 AM and several open applications, including 'parents presentatio...', 'http://izzyneis.files....', and 'Facebook | Home - I...'. The system tray also displays 'Applications', 'Chat (1)', and 'Internet | Protected Mode: Off'.

How Does Social Networking Work?

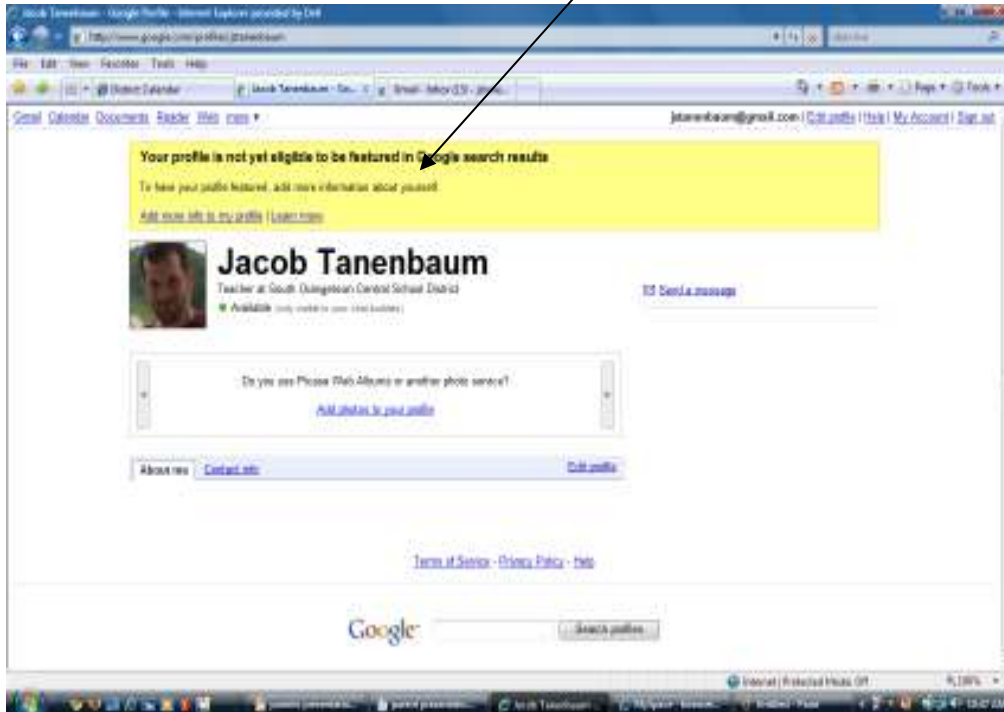


This Technology Is Everywhere



Even email asks for pictures and information today.

The Internet Rewards You For Sharing Information and for Finding “Friends”



There Are Safety Features, But You Must Choose Your Friends Wisely

facebook

Home

Profile

Friends

Inbox 4

Jacob Tanerbu

Privacy Settings



Profile Information

Control who can see your profile and who can post to your Wall



Contact Information

Control who can contact you on Facebook and see your contact information and email



Applications and Websites

Control what information is available to Facebook-enhanced applications and websites



Search

Control who can see your search result on Facebook



Block List

Control who can interact with you on Facebook

The screenshot shows the Facebook Privacy Settings page in Internet Explorer. The browser title is "Facebook | Privacy Settings - Internet Explorer provided by Dell". The address bar shows the URL "http://www.facebook.com/settings?Tab=privacy%9Fsettings%2Fprivacy%2Fsection=profile". The page content includes the Facebook navigation bar with "Home", "Profile", "Friends", and "Inbox" (4). The user's name "Jacob Tanerbu" is visible in the top right. The main heading is "Privacy Settings > Profile Information". Below this, there are several sections with privacy controls:

- About me**: "About Me refers to the About Me description in your profile." Privacy setting: "Everyone".
- Personal Info**: "Interests, Activities, Favorites." Privacy setting: "Only Friends".
- Birthday**: "Birth date and Year." Privacy setting: "Friends of Friends".
- Religious and Political Views**: Privacy setting: "Friends of Friends".
- Family and Relationship**: "Family Members, Relationship Status, Interested In, and Looking For." Privacy setting: "Everyone".
- Education and Work**: "Schools, Colleges and Workplaces." Privacy setting: "Everyone".
- Photos and Videos of Me**: "Photos and Videos you've been tagged in." Privacy setting: "Friends of Friends".
- Photo Albums**: Privacy setting: "Edit Settings".
- Posts by Me**: "Default setting for Status Updates, Links, Notes, Photos, and Videos you post." Privacy setting: "Everyone".
- Allow friends to post on my Wall**: Privacy setting: "Friends can post on my Wall".

At the bottom of the page, there are links for "Applications", "Internet | Protected Mode: Off", and "100%".

Free Websites and Blogs Also Allow For Information to be Shared

Create your own website for FREE!

Looking to make a free website? Use our easy website builder to create a personal, group, or small business website.

The screenshot shows the Webs.com website builder homepage in an Internet Explorer browser window. The browser's address bar displays the URL <http://www.webs.com/pages/personal-site>. The website features a blue header with the 'webs' logo and the tagline 'grow a site, grow a community'. Navigation tabs include 'Home', 'Personal', 'Groups', and 'Business'. A central banner reads 'Create The Perfect Website - Free & Easy' and 'Make Your Website Exactly How You Want It'. Below this, there is a preview of a website titled 'Peggy's Petals' and a large green 'Get Started' button with the text '(Free, Easy Setup)'. To the right, an 'Explore' section lists 'Features', 'Personal', 'Groups', 'Small Business', 'Premium Services', and 'FAQ & Help'. The browser's taskbar at the bottom shows the system tray with the time 7:50 AM and the date 10/10/2009.

***... and what are they doing with the cameras that WE
GAVE THEM?***



What Should Parents Do

- Make EACH site your children use as safe as possible
- WATCH what your children do. Check on them frequently.
 - Make sure they are on sites you feel are appropriate
 - for lengths of time you feel are appropriate
 - at times you feel are appropriate.
- JOIN them on their internet sites from time to time

What Should Parents Do

- ASK them to show you who their friends are and to tell you about each of them.
- Ask for and use ALL their passwords and accounts on websites.
- Use an INTERNET FILTER to keep them off the worst sites, but DON'T RELY ON IT ALONE!
- Teach your children how to use the internet safely.

What Should Parents Teach

- Friends are people you know FACE TO FACE.
- Do not post photos of YOU OR YOUR FRIENDS.
- Remember that ANY photos you post or send can become public.
- Do not post personal information about you or your friends anywhere at any time. It is NEVER SAFE.
- What you say can often become public.

What Should Parents Teach

- Never say hurtful things about anyone on the internet.
- If you are being bullied on the internet TELL AN ADULT.
- If you are being approached by someone on the internet, TELL AN ADULT.
- If something does not feel right, TELL AN ADULT
- What you read on the internet is often not accurate.
- NEVER meet anyone from the internet in person.

What Should Parents Watch For?

- Children spending large amounts of time alone on-line
- Children who are socializing on-line at odd hours.
- Children who switch off the screen the moment you walk in the room.
- Children who talk about on-line friends that you have never heard of.

What Should Parents Watch For?

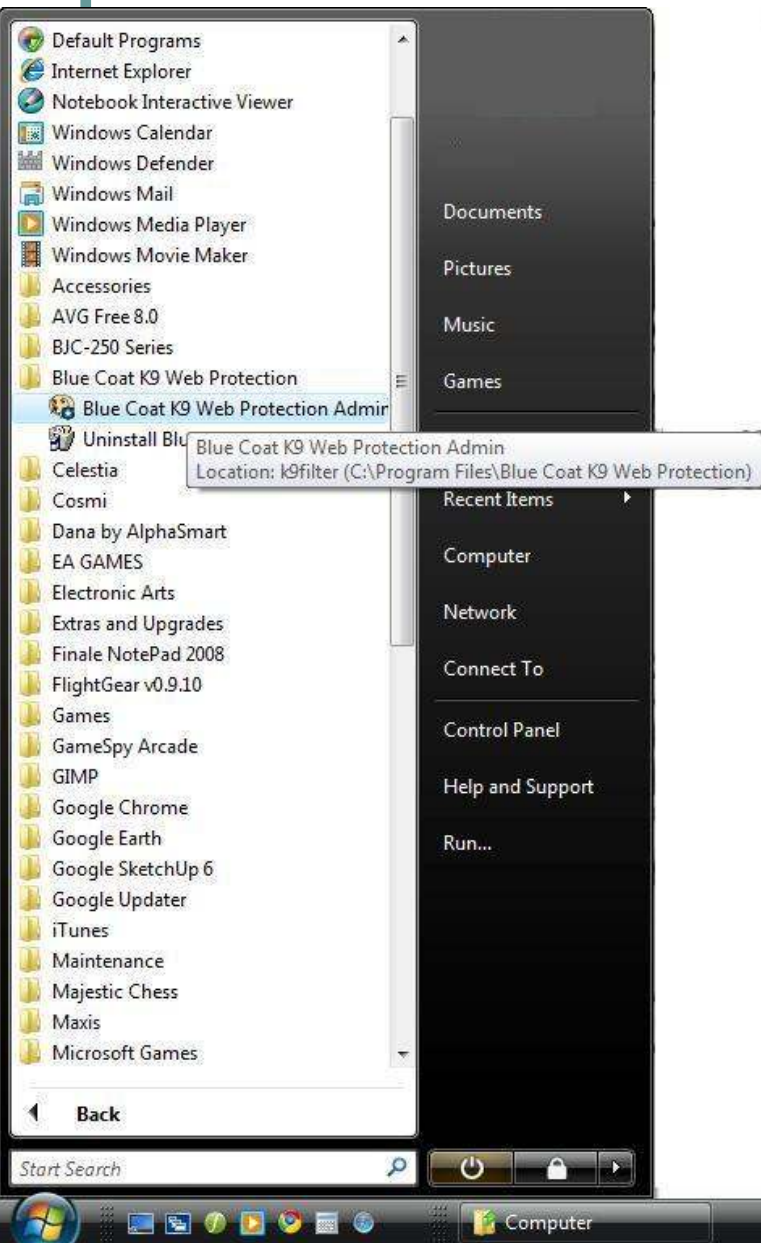
- If you become aware that your child is writing or posting inappropriate words or images of people on the internet. This is cyberbullying.
- If you become aware that your child is being bullied.
- If you become aware that your child is being approached inappropriately by people on-line.

Finding and Working With Filters

There are many places around the internet to get filters for your family. The first two links are for programs that you pay for. K9 is a free program and it is what I use at home.

- www.netnanny.com
- www.cyberpatrol.com
- www.k9webprotection.com
- Your internet router may also offer some basic filter and scheduling capabilities.

Using and Configuring an Internet Filter: One Example





K9 Web Protection Administration



HOME



VIEW INTERNET ACTIVITY



SETUP



GET HELP



You are protected by K9 Web Protection!



View Internet Activity

Display blocked Web sites and other Internet events on your computer.



Setup

Customize the way K9 filters the Internet on your computer.



Get Help

View support and feedback options for K9 Web protection.





K9 Web Protection Administration

- HOME
- VIEW INTERNET ACTIVITY
- SETUP
- GET HELP

 You must log in to continue.

Log in using your K9 administrator password.

[Forgot Password](#)
 OK
 Cancel

View Internet Activity
 Display blocked Web sites and other Internet events on your computer.

Get Help
 View support and feedback options for K9 Web protection.



SETUP

- Web Categories to Block**
- Time Restrictions
- Web Site Exceptions
- Blocking Effects
- URL Keywords
- Advanced
- Password/Email
- K9 Update

Web Categories to Block

Set the categories you want to block or allow. [More Help ...](#)

- High Protects against all default-level categories, plus chat, newsgroup and unrated sites.
- Default Protects against all adult content, security threats, illegal activity, sexually-related sites and online community sites.
- Moderate Protects against all adult content, security threats and illegal activity.
- Minimal Protects against pornography and security threats.
- Monitor Allows all categories - only logs traffic.

Custom Select your own set of categories to block.

Place a check next to the categories you wish to block. (Click category name for description.) [Unblock All](#) [Block All](#)

Commonly Blocked Categories

- | | | |
|--|---|---|
| <input checked="" type="checkbox"/> Abortion | <input checked="" type="checkbox"/> Illegal Drugs | <input checked="" type="checkbox"/> Pornography |
| <input checked="" type="checkbox"/> Adult / Mature Content | <input checked="" type="checkbox"/> Intimate Apparel / Swimsuit | <input checked="" type="checkbox"/> Proxy Avoidance |
| <input checked="" type="checkbox"/> Alternative Sexuality / Lifestyles | <input checked="" type="checkbox"/> LGBT | <input type="checkbox"/> Sex Education |
| <input checked="" type="checkbox"/> Alternative Spirituality / Occult | <input checked="" type="checkbox"/> Nudity | <input checked="" type="checkbox"/> Social Networking |
| <input checked="" type="checkbox"/> Extreme | <input checked="" type="checkbox"/> Open Image / Media Search | <input checked="" type="checkbox"/> Spyware / Malware Sources |
| <input checked="" type="checkbox"/> Gambling | <input checked="" type="checkbox"/> Peer-to-Peer (P2P) | <input checked="" type="checkbox"/> Spyware Effects |
| <input checked="" type="checkbox"/> Hacking | <input checked="" type="checkbox"/> Personals / Dating | <input checked="" type="checkbox"/> Suspicious |
| <input checked="" type="checkbox"/> Illegal / Questionable | <input checked="" type="checkbox"/> Phishing | <input checked="" type="checkbox"/> Violence / Hate / Racism |

[Unblock All](#) [Block All](#)

Other Categories

- | | | |
|---|--|---|
| <input type="checkbox"/> Alcohol | <input type="checkbox"/> Health | <input type="checkbox"/> Remote Access Tools |
| <input type="checkbox"/> Arts / Entertainment | <input type="checkbox"/> Humor / Jokes | <input type="checkbox"/> Restaurants / Dining / |



K9 Web Protection Administration

Logout

[HOME](#)
[VIEW INTERNET ACTIVITY](#)
[SETUP](#)
[GET HELP](#)

VIEW INTERNET ACTIVITY

- View Activity Summary
- View Activity Detail

View Activity Summary

This is a summary of Web activity on your computer. [More Help ...](#)

Category Hit Summary

Category	Hits
Games	983
Search Engines / Portals	211
Reference	457
Streaming Media / MP3	384
Computers / Internet	683
Arts / Entertainment	260
News / Media	184
Content Servers	75
Email	23
Shopping	96
For Kids	06
Education	49
Business / Economy	80
Web Advertisements	56
Software Downloads	25
Humor / Jokes	60
Government / Legal	87
Society / Daily Living	10

General Hit Summary

Requests	Hits
URL Requests	664
Local requests	943
Blocked by Category	47
Unrated	41
DRTR Rated	0
DRTR Unrated	0
RS Rated	0
RS Unrated	0
System overrides	0

Recent Admin Events [View All](#)

Date	Event
18-Jan-10 11:32 AM	Enabling filter
9-Jan-10 12:00 PM	Enabling filter
31-Dec-09 11:22 AM	Enabling filter
31-Dec-09 07:09 AM	Enabling filter
29-Dec-09	Enabling filter



K9 Web Protection Administration

Logout

- HOME
- VIEW INTERNET ACTIVITY
- SETUP
- GET HELP

SETUP

- Web Categories to Block
- Time Restrictions**
- Web Site Exceptions
- Blocking Effects
- URL Keywords
- Advanced
- Password/Email
- K9 Update

Time Restrictions

Select the times to allow or deny access to Web sites. [More Help ...](#)

- Unrestricted Allow Web access at all times. Blocked categories are still enforced.
- NightGuard™ Block Web access every evening, regardless of category.
- Custom** Set the times of day you want K9 to block Web access.

Click to select or clear time slots in the grid below.

	Sun	Mon	Tue	Wed	Thu	Fri	Sat
12:00 AM							
1:00							
2:00							
3:00							
4:00							
5:00							
6:00							
7:00							
8:00							
9:00							
10:00							
11:00							
12:00 PM							
1:00							
2:00							
3:00							

- SETUP**
- Web Categories to Block
 - Time Restrictions**
 - Web Site Exceptions
 - Blocking Effects
 - URL Keywords
 - Advanced
 - Password/Email
 - K9 Update

Select the times to allow or deny access to Web sites. [More Help ...](#)


- Unrestricted Allow Web access at all times. Blocked categories are still enforced.
- NightGuard™ Block Web access every evening, regardless of category.
- Custom** Set the times of day you want K9 to block Web access.


Click to select or clear time slots in the grid below.


	Sun	Mon	Tue	Wed	Thu	Fri	Sat
12:00 AM							
1:00							
2:00							
3:00							
4:00							
5:00							
6:00							
7:00							
8:00							
9:00							
10:00							
11:00							
12:00 PM							
1:00							
2:00							
3:00							
4:00							
5:00							
6:00							
7:00							
8:00							
9:00							
10:00							
11:00							

Save Cancel


Once the Filter is Configured, This is What You See for Blocked Sites.

 **K9 Web Protection Alert**


 **FILTERING ALERT**


 **Category Blocked**


The site you tried to visit belongs to a category that your computer is set to block.


 **Go Back**
Return to the previous page.

You may also choose from the following administrative options:

 **Allow This Site**
Allow access to <http://www.sex.com>
for 15 minutes

 **Allow This Category**
Allow access to Web sites rated as
Pornography for 15 minutes

 **Request Site Review**

 **Change Your Settings**

To enter Supervisor Mode, which allows all Web access, go to the [Advanced Page](#)

Blue Coat

Copyright © 2006-2008 Blue Coat Systems, Inc. All Rights Reserved.

What Are Your Thoughts?

